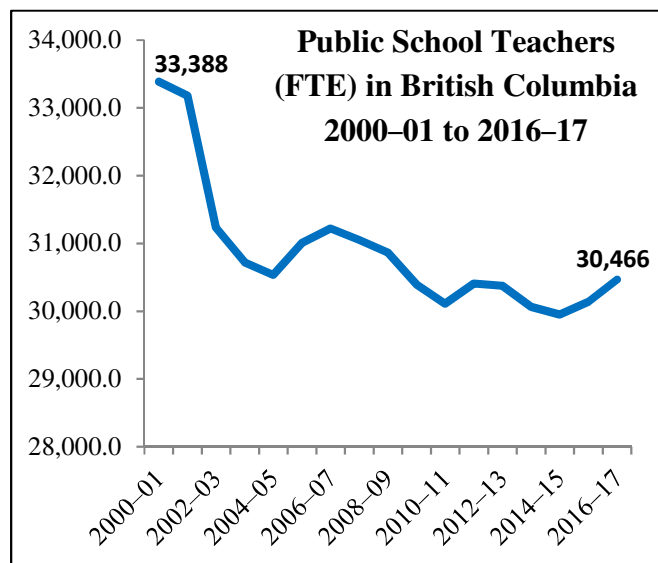


## Enrolling and Non-Enrolling Teaching Positions in BC

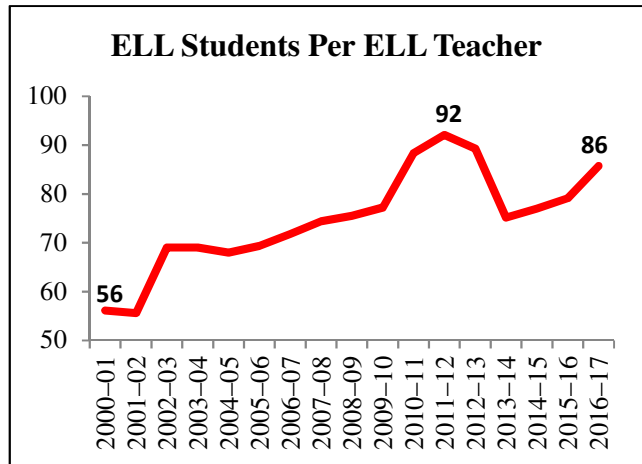
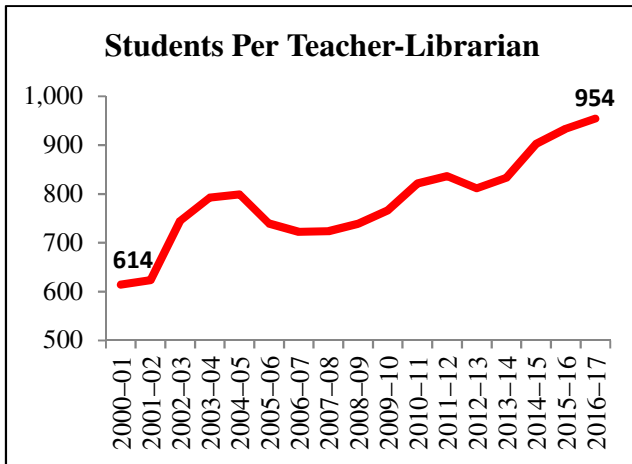


Over the past 16 years, BC has lost close to 3,000 teaching positions.<sup>1</sup>

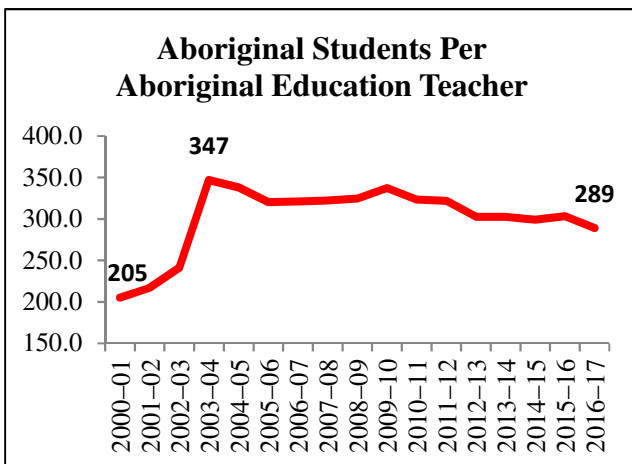
Of the 3,000 teaching positions lost, over 1,700 of those positions were specialist teaching positions, including nearly 1,000 special education teachers and 363 teacher-librarians.<sup>2</sup>

			Change 2001-02 to 2015-16	
FTE specialist teachers	2001-02	2015-16	Full-time Equivalent (FTE)	Percentage
Library services	922	559	-363	-39%
Counselling	990	884	-106	-11%
Special education	4052	3100	-952	-23%
English language learning	1016	733	-283	-28%
Aboriginal education	207	205	-2	-1%
<b>Totals</b>	<b>7187</b>	<b>5481</b>	<b>-1706</b>	<b>-24%</b>

Not surprisingly, therefore, the workload of specialist teachers skyrocketed.<sup>3</sup>



Between 2000–01 and 2016–17, the number of students per teacher-librarian increased by 55%, and the number of English language learner (ELL) students per teacher increased by 54%.



The number of Aboriginal students per Aboriginal education teacher declined from a high reached in 2003–04, but overall there is a 41% increase in the number of students per aboriginal education teacher since 2000–01.

On November 10, 2016, the Supreme Court of Canada ruled that the stripping of collective agreement provisions around class size, composition, and specialist teaching ratios by the Government of British Columbia in 2002 was illegal and unconstitutional. This decision represented the culmination of a 15-year struggle by the BCTF to restore working and learning conditions in BC’s public schools. We expect and look forward to reporting improved data on teaching positions in the very near future.

**Sources:**

<sup>1</sup> BC Ministry of Education. (2005–17). *Teacher Statistics - (Various Years) - Province - Public Schools*. Victoria: Government of British Columbia.

<sup>2</sup> BC Ministry of Education. (2017). *Staff by Year, 1997/1998 - 2016/17 (source: Form 1530)*. Victoria: Government of British Columbia.

<sup>3</sup> Ibid.

BC Ministry of Education. (2004–16). *Student Statistics – (Various Years) Province - Public and Independent Schools Combined*. Victoria: Government of British Columbia.

