

# BCTF Research Report

Part of the BCTF Information Handbook

SECTION III  
2004-WLC-01rev

## Library Services Staffing Data, 1995–96 to 2003–04

[www.bctf.ca/ResearchReports/2004wlc01](http://www.bctf.ca/ResearchReports/2004wlc01)

by Colleen Hawkey  
Research Analyst, BCTF Research

*Form 1530* provides staffing information by district and by program area. The data in the table and charts are for program 1.07, Library Services, only, and represent the provincial totals. School boards are responsible for collecting and submitting the information to the ministry.

### **Definitions (2003–04):**

Teachers include all staff who hold a valid certificate of qualification or a Letter of Permission and who are employed by a board to provide an educational program to students, except for Principals, Vice-Principals, Directors of Instruction, Superintendents or Assistant Superintendents.

Principals and Vice Principals (Admin) include all staff who hold a valid certificate of qualifications or a Letter of Permission and who are employed by a Board under an Administrative Officer contract such as Principals, Vice-Principals, and Directors of Instruction.

Educational Assistants include teacher assistants and child care workers.

Support Staff includes non-excluded clerical, secretaries, and clerks, and other staff such as accountants, maintenance staff, custodians, and bus drivers.

Other Professionals include Superintendents, Assistant Superintendents, Secretary-Treasurers, Assistant Secretary-Treasurers, Trustees, and any other board employee who is excluded from a union agreement.

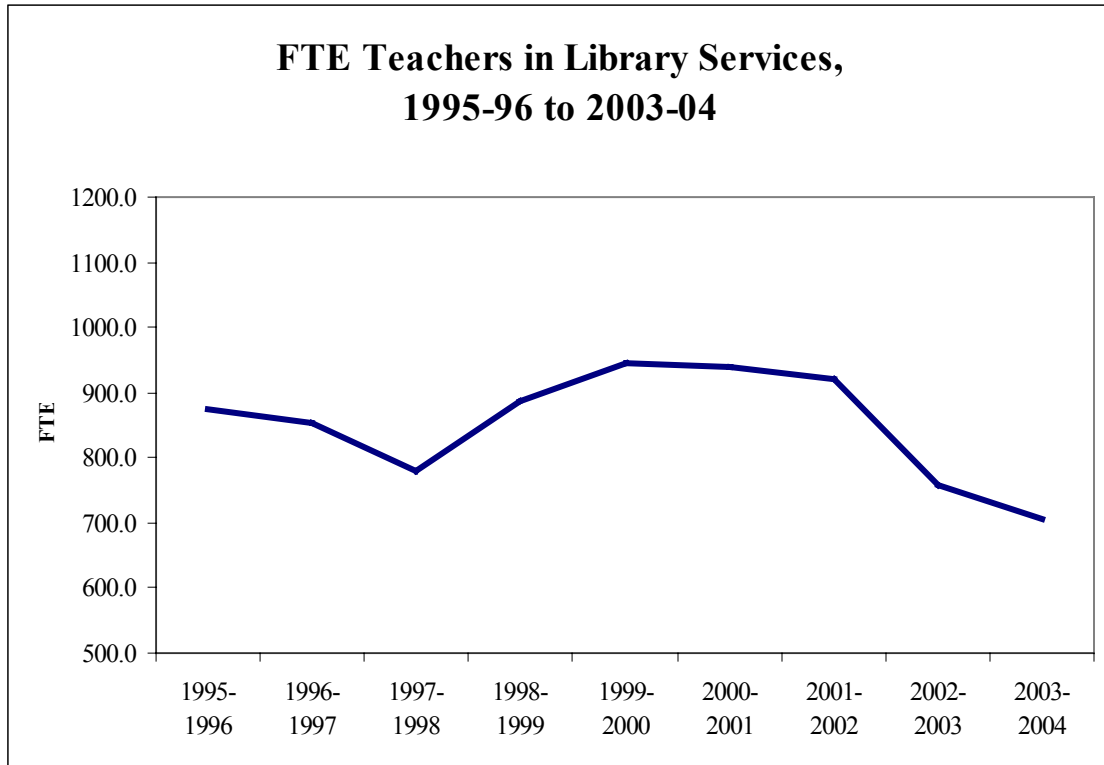
Other (2002–03) includes non-excluded staff such as accountants, maintenance staff, custodians, and bus drivers.

© British Columbia Teachers' Federation, 2004. All rights reserved.

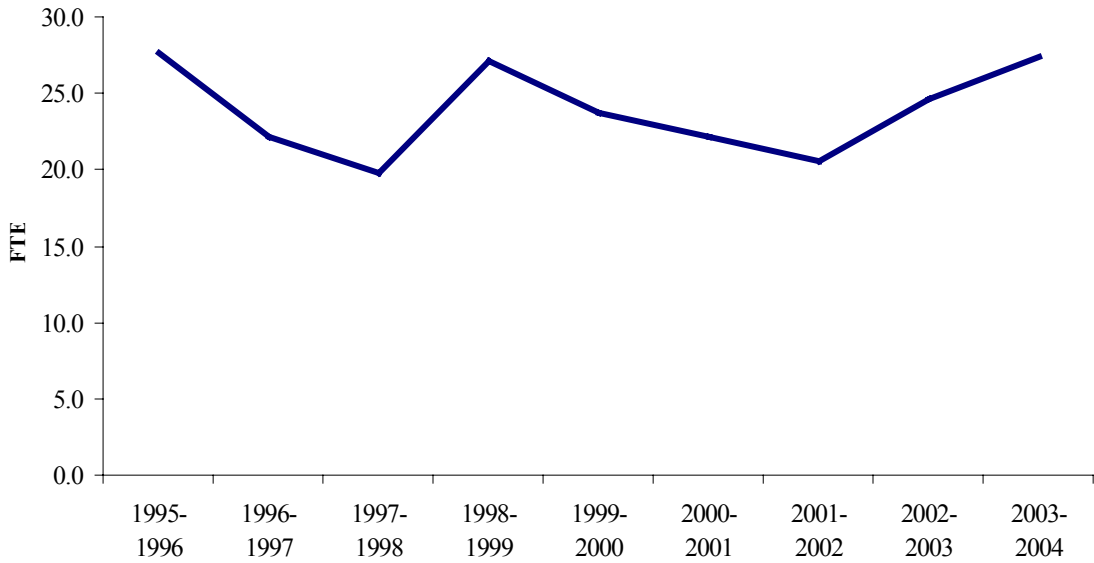
RT04-0019  
March 2004

**1.07 Library Services, FTEs  
Form 1530, Ministry of Education**

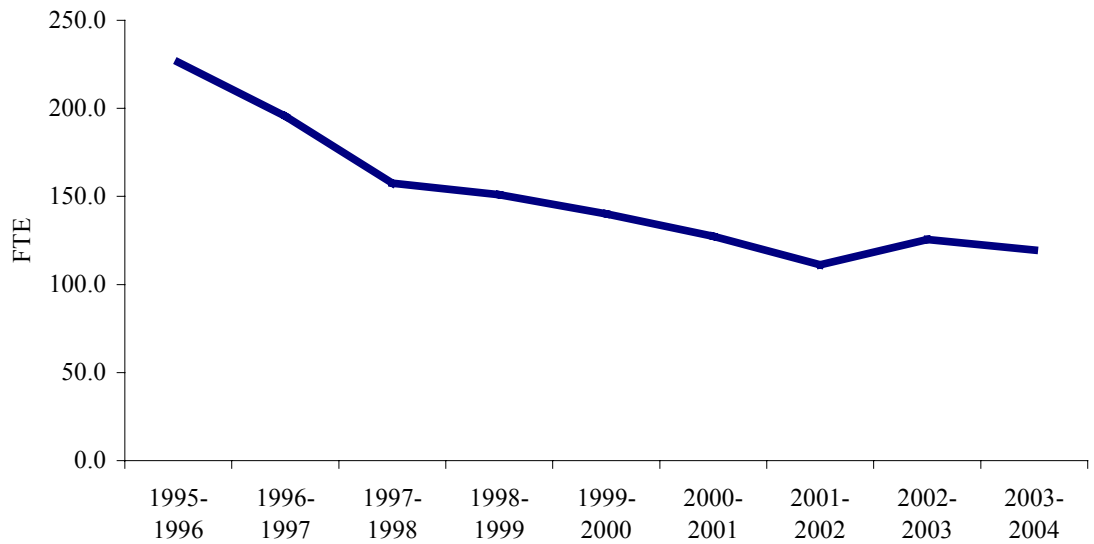
	<b>Admin</b>	<b>Teachers</b>	<b>Other Prof.</b>	<b>Ed Asst.</b>	<b>Clerical</b>	<b>Other</b>	<b>Total</b>
1995–1996	27.7	875.9	5.9	226.1	314.0	63.4	1,513.0
1996–1997	22.1	851.9	7.3	195.5	378.8	48.2	1,503.9
1997–1998	19.8	778.4	6.3	157.5	332.1	43.1	1,337.2
1998–1999	27.1	886.3	5.2	150.9	371.3	27.5	1,468.2
1999–2000	23.8	946.6	3.9	140.0	351.9	33.3	1,499.5
2000–2001	22.2	939.0	4.0	127.3	336.2	31.2	1,459.8
2001–2002	20.6	921.8	4.9	111.1	318.2	18.6	1,395.0
2002–2003	24.6	759.4	4.4	125.5	292.3	23.3	1,229.4
2003–2004	27.4	706.1	2.9	119.5	267.2	0.0	1,123.1

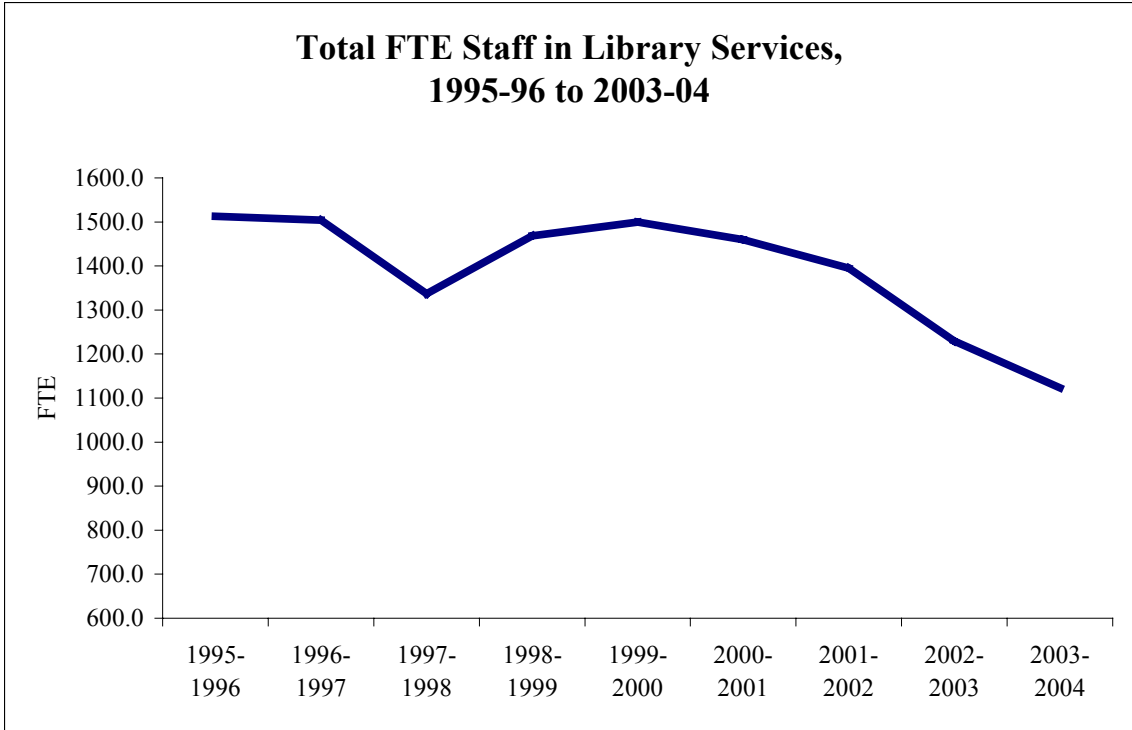


**FTE Administrative Officers in Library Services,  
1995-96 to 2003-04**



**FTE Educational Assistants in Library Services,  
1995-96 to 2003-04**





CH040312.doc  
CH:af.utfe/IWA 1-3567

RT04-0019 rev RT04-0012  
March 2004